

How to correctly input address:

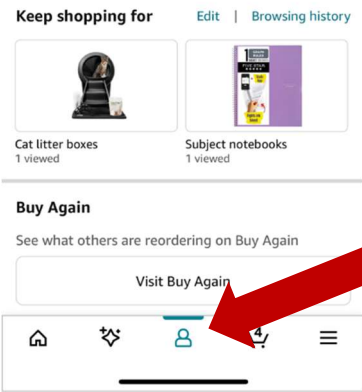
Spring Valley Lake Residents **UPDATED 8/14/2024

**This update is to correct issues with unsuccessful deliveries due to USPS unable to scan and accept AMZL shipped packages. USPS routing is able to read both addresses whereas AMZL routing only digests the 1st address. Moving forward this should aid the routing systems for both USPS and Amazon deliveries.

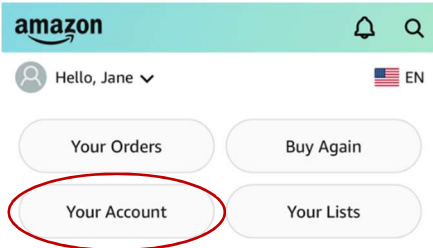
1. Open Amazon App



2. Select person icon

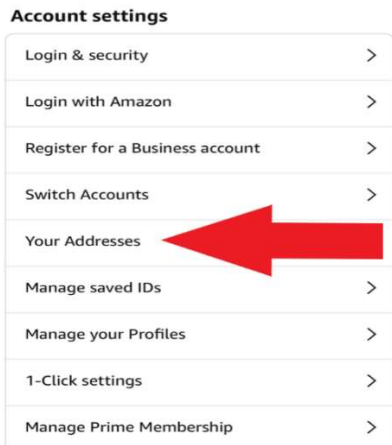


3. Select "Your Account" tab



4. Scroll down to **Account Settings**

5. Select "Your Addresses"



6. Select "Add a new address".



7. **Do not use** "Use current location" feature.

Manually input your home RESIDENTIAL ADDRESS.

Confirm the address: (it will auto-fill so be sure to double-check you selected the correct one!)

- "street address or PO BOX"

13325 SPRING VALLEY PARKWAY

- "Apt, Suite, Unit, Building (optional)"

7001 SVL BOX

- Confirm City, State, and Zip Code are correct.

Victorville, CA 92395

If this is where you have all your deliveries sent to check the box that says "Make this my default address".

- Make this my default address

Address *

13325 Spring Valley Parkway

7001 SVL BOX

⚠ We're unable to verify the street address as entered. Please review before saving.

City *

Victorville

State * ZIP Code *

California 92395

- Make this my default address

Delivery instructions (optional) >
Notes, preferences, access codes and more

Add address

****You may receive a warning stating "We're unable to verify the street address as entered. Please review before saving."**

Confirm you entered the address correctly, continue and SELECT "Add Address" again. This is **normal**- Amazon just wants to be sure!**

8. Select **Delivery instructions (optional)**

Address *

13325 Spring Valley Pkwy
7001 SVL BOX

City *

VICTORVILLE

State * ZIP Code *

California ▼ 92395-5107

Make this my default address

Delivery instructions (optional) >
Notes, preferences, access codes and more

9. You will see the address on the top of the page.

Add delivery instructions

Jane Doe
13325 Spring Valley Parkway, 7001 SVL BOX,
VICTORVILLE, CA, 92395-5107, US

Property type

House Townhome Apartment Business Other

Single-family home

Select **House** (this will ensure drivers are aware they are looking for a single-family home).

Click on the arrow tabs to bring down the selections. Please enter information the driver will need to successfully deliver your packages.

a. **Where should we leave your packages at this address?**

Where should we leave your packages at this address? ^

Front door
 Back door
 Side porch
 Garage
[Show more options](#)

b. **Do we need a security code, call box number or key to access the building?** Leave this portion blank unless you have a gate that requires a code.

Do we need a security code, call box number or key to access this building? ^

Security code

Security code for the door

Call box

Call box number or name

Key or fob required for delivery

c. **Can we deliver to this address on weekends?** Please make sure you make a selection.

Can we deliver to this address on weekends? ^

Saturday No Yes

Sunday No Yes

d. **Do we need additional instructions to find this address?** This is **CRUCIAL**. This is where you will enter the actual home address so that Amazon drivers are able to confirm your address at time of delivery.

Do we need additional instructions to find this address? ^

Deliver to: 13325 Spring Valley Pkwy, Victorville, CA 92395

10. Your address will look like this. This will ensure that any packages shipped via USPS are delivered to PO BOX and will have delivery hints for successful Amazon deliveries by Amazon drivers.

Address saved

Your Addresses

Add a new address >

Add a new pickup location >

Personal Addresses

Default: amazon

Jane Doe
13325 Spring Valley Parkway
7001 SVL BOX
VICTORVILLE, CA 92395-5107
United States
Phone number: (442) 343-8047
[Add delivery instructions](#)

Edit Remove