

Q1 Please enter your first and last name:

Answered: 207 Skipped: 0

ANSWER CHOICES	RESPONSES	
Name	100.00%	207
Company	0.00%	0
Address	0.00%	0
Address 2	0.00%	0
City/Town	0.00%	0
State/Province	0.00%	0
ZIP/Postal Code	0.00%	0
Country	0.00%	0
Email Address	0.00%	0
Phone Number	0.00%	0

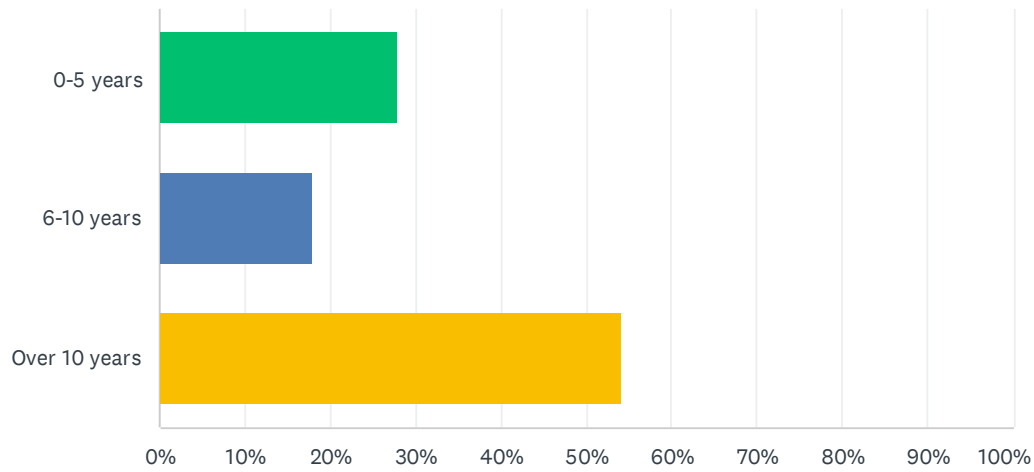
Q2 You may enter your email (optional):

Answered: 172 Skipped: 35

ANSWER CHOICES	RESPONSES	
Name	0.00%	0
Company	0.00%	0
Address	0.00%	0
Address 2	0.00%	0
City/Town	0.00%	0
State/Province	0.00%	0
ZIP/Postal Code	0.00%	0
Country	0.00%	0
Email Address	100.00%	172
Phone Number	0.00%	0

Q3 How long have you been a resident of Spring Valley Lake (SVL)?

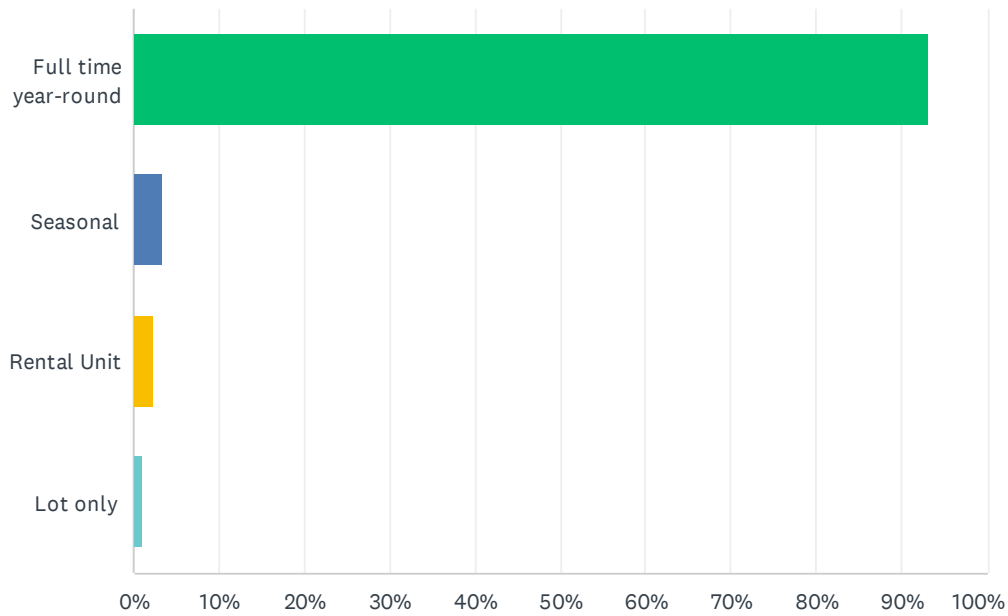
Answered: 207 Skipped: 0



ANSWER CHOICES		RESPONSES	
0-5 years		28.02%	58
6-10 years		17.87%	37
Over 10 years		54.11%	112
TOTAL			207

Q4 Describe your residency:

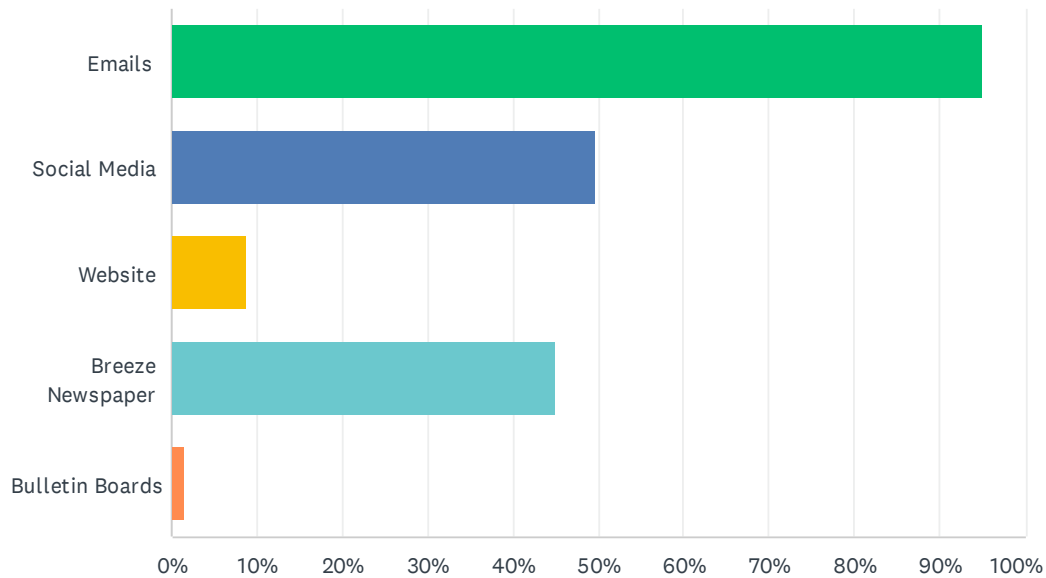
Answered: 207 Skipped: 0



ANSWER CHOICES	RESPONSES	
Full time year-round	93.24%	193
Seasonal	3.38%	7
Rental Unit	2.42%	5
Lot only	0.97%	2
TOTAL		207

Q5 What are your top two methods of receiving information from SVLA?

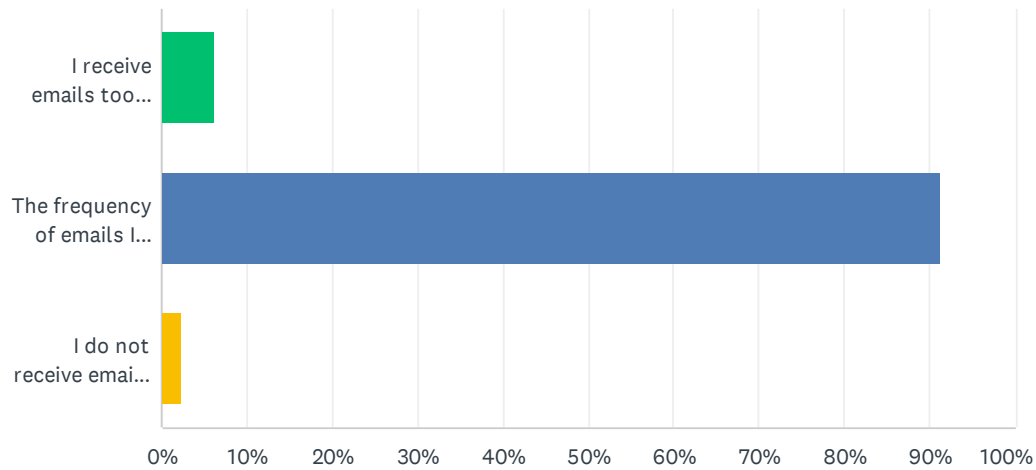
Answered: 207 Skipped: 0



ANSWER CHOICES	RESPONSES	
Emails	95.17%	197
Social Media	49.76%	103
Website	8.70%	18
Breeze Newspaper	44.93%	93
Bulletin Boards	1.45%	3
Total Respondents: 207		

Q6 How do you feel about the frequency of emails received?

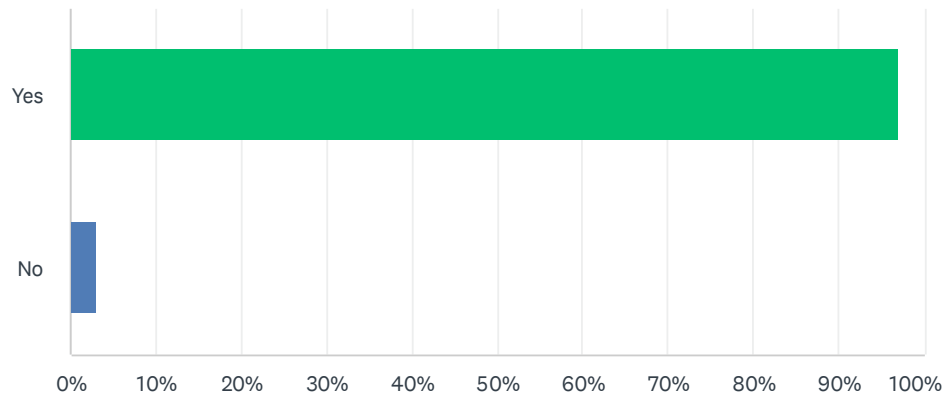
Answered: 207 Skipped: 0



ANSWER CHOICES	RESPONSES	
I receive emails too often	6.28%	13
The frequency of emails I receive are satisfactory	91.30%	189
I do not receive emails at all	2.42%	5
TOTAL		207

Q7 Is the website (svla.com) accessible for you?

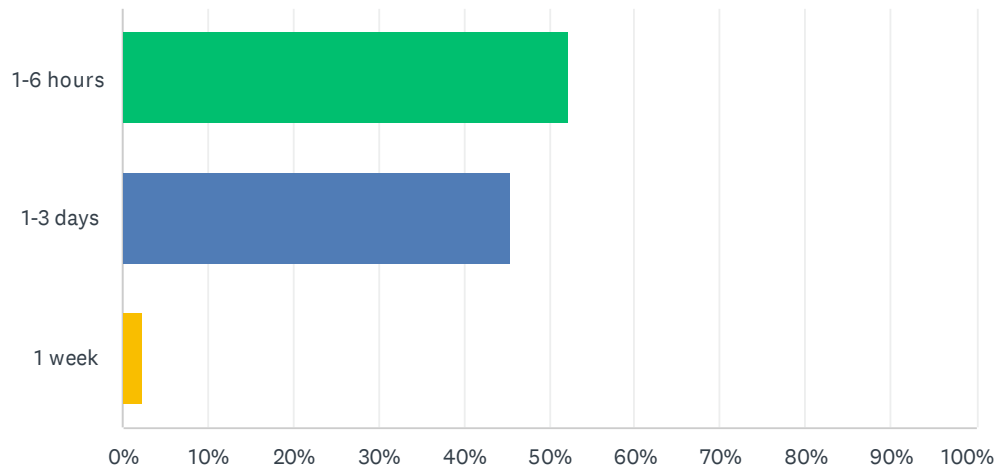
Answered: 207 Skipped: 0



ANSWER CHOICES	RESPONSES	
Yes	97.10%	201
No	2.90%	6
TOTAL		207

Q8 What is considered a "prompt" response time?

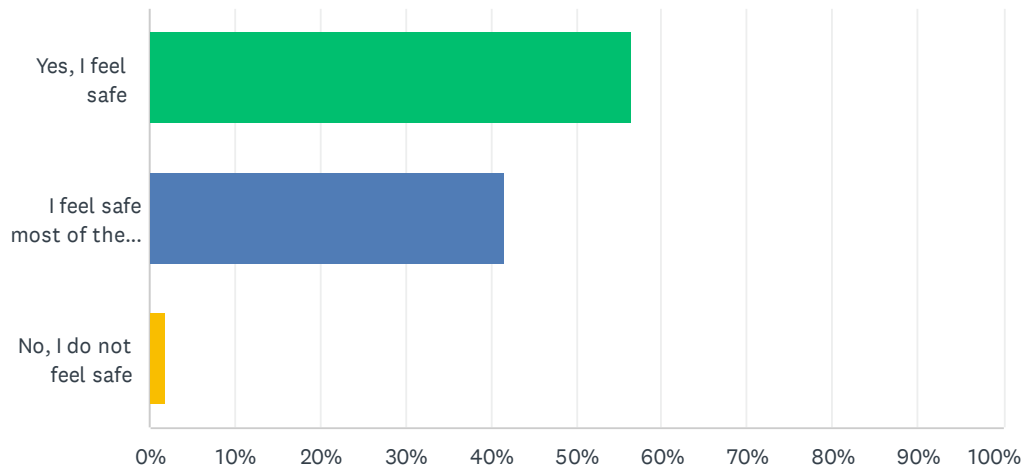
Answered: 207 Skipped: 0



ANSWER CHOICES	RESPONSES	
1-6 hours	52.17%	108
1-3 days	45.41%	94
1 week	2.42%	5
TOTAL		207

Q9 Do you feel safe on Association property?

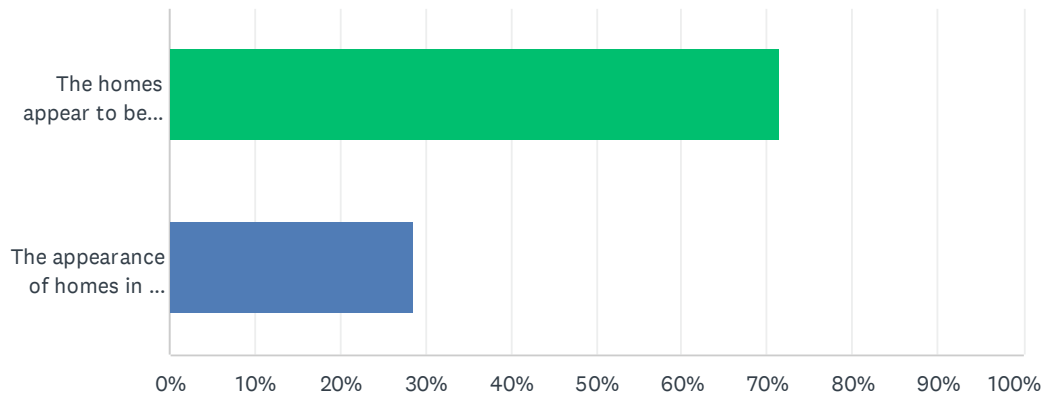
Answered: 207 Skipped: 0



ANSWER CHOICES	RESPONSES	
Yes, I feel safe	56.52%	117
I feel safe most of the time	41.55%	86
No, I do not feel safe	1.93%	4
TOTAL		207

Q10 How do you feel about the overall appearance of homes in SVL?

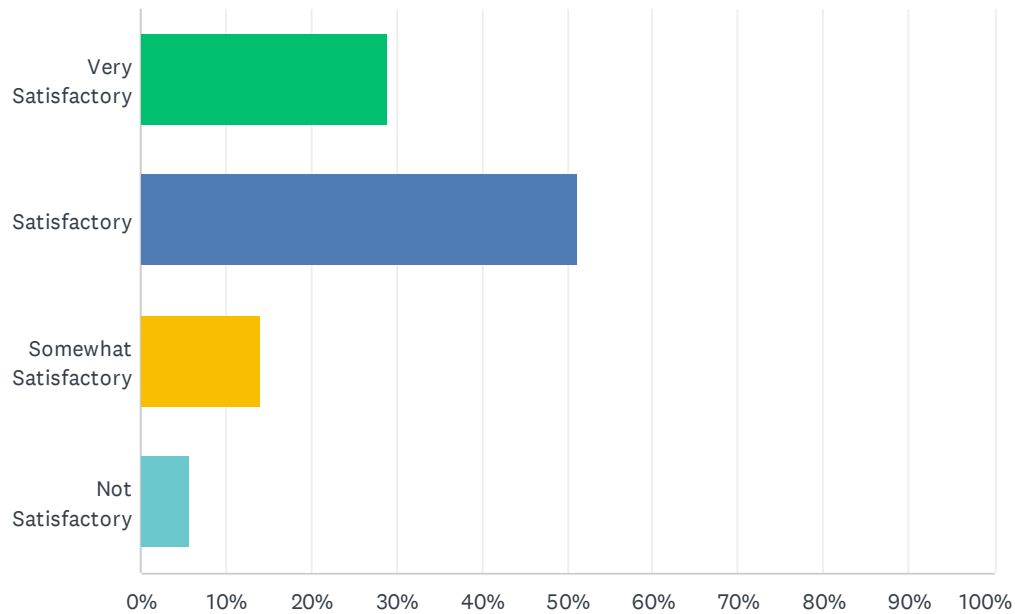
Answered: 207 Skipped: 0



ANSWER CHOICES	RESPONSES	
The homes appear to be well kept	71.50%	148
The appearance of homes in SVL are in need of improvement	28.50%	59
TOTAL		207

Q11 How would you describe Code Enforcement's customer service?

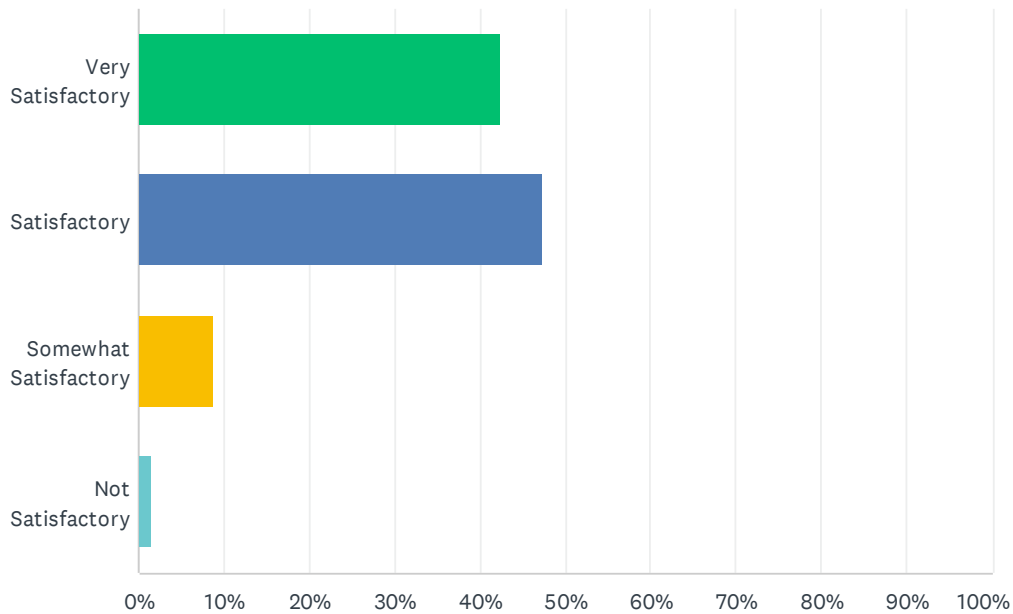
Answered: 207 Skipped: 0



ANSWER CHOICES	RESPONSES	
Very Satisfactory	28.99%	60
Satisfactory	51.21%	106
Somewhat Satisfactory	14.01%	29
Not Satisfactory	5.80%	12
TOTAL		207

Q12 How would you describe SVLA's Public Safety services?

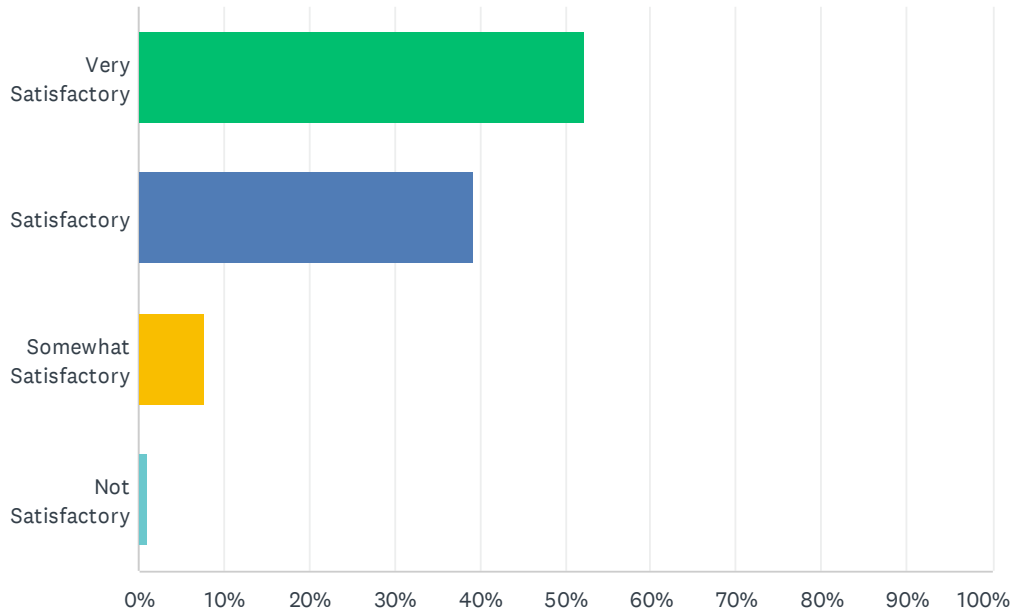
Answered: 207 Skipped: 0



ANSWER CHOICES	RESPONSES	
Very Satisfactory	42.51%	88
Satisfactory	47.34%	98
Somewhat Satisfactory	8.70%	18
Not Satisfactory	1.45%	3
TOTAL		207

Q13 How would you rate the maintenance of common areas (Community Center, fishing areas, beach area, Equestrian Center)?

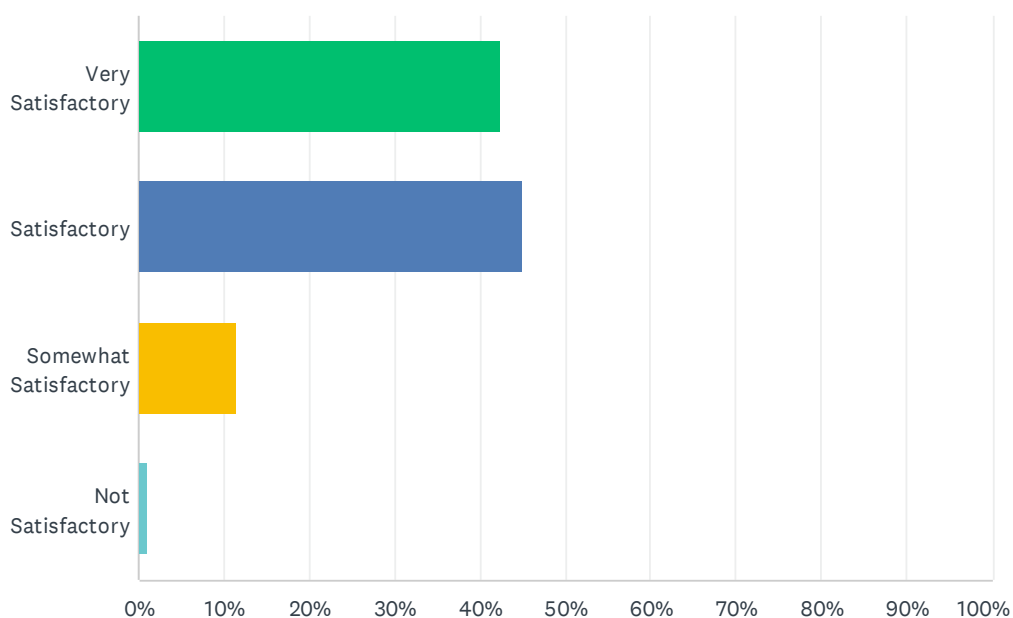
Answered: 207 Skipped: 0



ANSWER CHOICES	RESPONSES	
Very Satisfactory	52.17%	108
Satisfactory	39.13%	81
Somewhat Satisfactory	7.73%	16
Not Satisfactory	0.97%	2
TOTAL		207

Q14 How would you rate customer service within the Association Office?

Answered: 207 Skipped: 0



ANSWER CHOICES	RESPONSES	
Very Satisfactory	42.51%	88
Satisfactory	44.93%	93
Somewhat Satisfactory	11.59%	24
Not Satisfactory	0.97%	2
TOTAL		207

Q15 What do you like MOST about living in SVL?

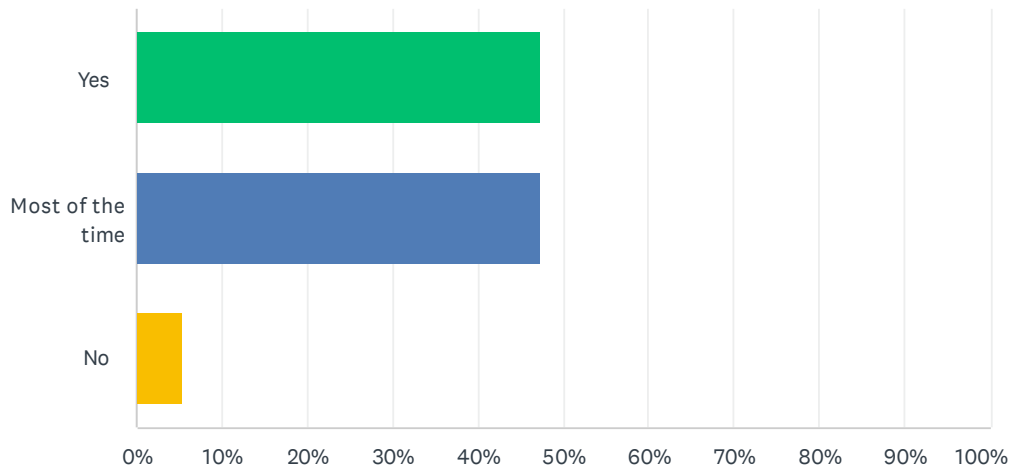
Answered: 179 Skipped: 28

Q16 What do you like LEAST about living in SVL?

Answered: 168 Skipped: 39

Q17 Overall, would you say that the Association meets your expectations?

Answered: 207 Skipped: 0



ANSWER CHOICES	RESPONSES	
Yes	47.34%	98
Most of the time	47.34%	98
No	5.31%	11
TOTAL		207

Q18 As a member of SVLA, what would you like to see improved? Briefly explain your thoughts:

Answered: 161 Skipped: 46